



# INCA GLOBAL

Standard Profiles  
Aluminium Catalog



info@incaglobal.com.tr

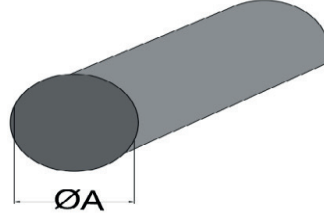


+90 535 977 84 91



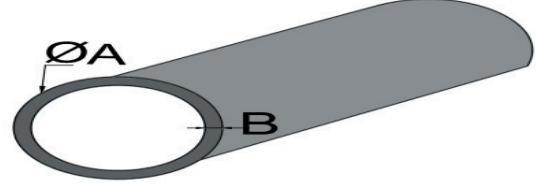
www.incaglobal.com.tr

## BORU ÇUBUK PROFİLLER (ROUND BAR PROFILES)



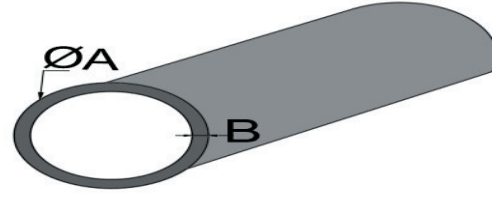
No	Kalıp Kodu (Mold No)	Profil Ölçüler (Profile Dimensions)	Ağırlık (Weight) (kg/m)
		Q A(mm)	
1	1753	7,62	0,124
2	1737	7,9	0,133
3	1629	8	0,14
4	1402	10	0,21
5	1403	12	0,31
6	1326	15	0,48
7	1406	16	0,545
8	1431	20	0,852
9	1186	25	1,33
10	1327	30	1,92
11	1328	35	2,61
12	1329	40	3,41
13	1330	45	4,31
14	1187	50	5,32
15	1331	60	7,66

## BORU PROFİLLER (ROUND TUBE PROFILES)



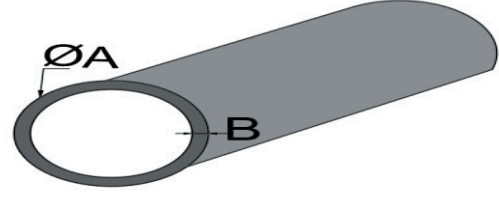
No	Kalıp Kodu (Mold No)	Profil Ölçüler (Profile Dimensions)		Ağırlık (Weight) (kg/m)
		Q A(mm)	B (mm)	
1	2898	10	1	0,077
2	1708	15	2	0,221
3	2896	15,5	1,1	0,135
4	2881	16	1,2	0,151
5	2770	16	1,5	0,185
6	2760	16	2	0,238
7	2900	18	1	0,145
8	2780	19	1,1	0,168
9	1774	20	1,5	0,236
10	1201	20	2	0,306
11	1710	20	3	0,434
12	1208	25	1,5	0,3
13	1207	25	2	0,392
14	1226	25	3	0,562
15	1227	30	1,5	0,364
16	2759	30	2	0,477
17	1228	30	3	0,69
18	1229	30	4	0,885
19	1230	30	5	1,064
20	1750	30,5	15	1,502
21	1742	30,5	17,5	1,329
22	1209	32	2	0,511
23	1745	34	20,5	1,567
24	2758	35	2	0,562
25	1231	35	3	0,817
26	1712	35	4	1,056
27	1713	35	5	1,277
28	1744	37	22,5	1,837
29	1306	38	2	0,613
30	1751	38	23	1,948
31	1714	40	1,5	0,492
32	2756	40	2	0,647
33	1232	40	3	0,945
34	1233	40	4	1,226
35	1234	40	5	1,49
36	1715	40	10	2,554
37	1210	42	3	0,996
38	1767	44,5	8,75	2,664
39	1235	45	2	0,732

## BORU PROFİLLER (ROUND TUBE PROFILES)



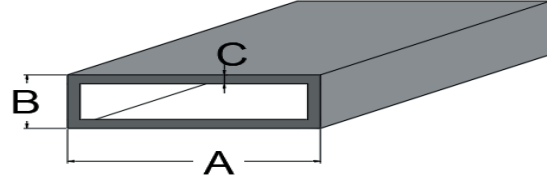
No	Kalıp Kodu (Mold No)	Profil Ölçüler (Profile Dimensions)		Ağırlık (Weight) (kg/m)
		Q A (mm)	B (mm)	
40	1739	45	22,5	0,864
41	1307	48	2	0,783
42	1236	48	3	1,149
43	1237	48	4	1,498
44	2751	50	1,5	0,62
45	2761	50	2	0,818
46	1238	50	3	1,2
47	1239	50	4	1,566
48	1240	50	5	1,915
49	1738	50,5	31	
50	1752	52	34	3,296
51	1241	60	2	
52	1242	60	3	1,456
53	1243	60	4	1,907
54	1244	60	5	2,341
55	1533	60	10	4,256
56	1732	60	11,25	4,669
57	1736	60	37,2	4,719
58	1741	60	37,5	4,671
59	1245	65	2	1,073
60	1716	70	2	1,158
61	1246	70	3	1,711
62	1247	70	5	2,767
63	1717	75	5	2,979
64	1248	80	2	1,328
65	1249	80	3	1,966
66	1317	80	5	3,192
67	1318	90	5	3,618
68	1319	100	2	1,668
69	1211	100	3	2,477
70	1718	100	4	3,269
71	1320	100	5	4,043
72	1534	100	10	7,661
73	1719	110	5	4,469
74	1730	110	10	8,514
75	1720	120	3	2,988
76	1322	120	5	4,895

**BORU PROFİLLER**  
**(ROUND TUBE PROFILES)**



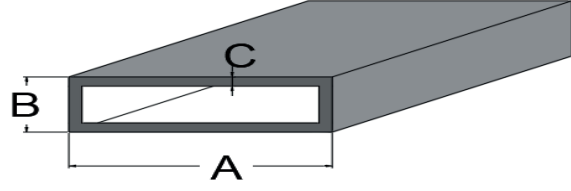
No	Kalıp Kodu (Mold No)	Profil Ölçüler (Profile Dimensions)		Ağırlık (Weight) (kg/m)
		Q A(mm)	B (mm)	
77	1721	140	5	5,746
78	1324	150	3	3,754
79	1325	150	5	6,172

## DİKDÖRTGEN KUTU PROFİLLER (RECTANGULAR TUBE PROFILES)



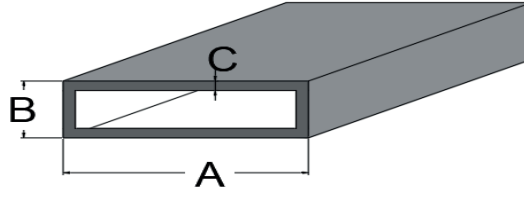
No	Kalıp Kodu (Mold No)	Profil Ölçüler (Profile Dimensions)			Ağırlık (Weight) (kg/m)
		A (mm)	B (mm)	C (mm)	
1	2063	24,5	16,5	1	0,211
2	1281	25	15	2	0,39
3	1554	30	10	2	0,39
4	1555	30	15	2	0,445
5	1464	30	20	2	0,499
6	1400	30	25	2	0,553
7	1556	40	15	2	0,553
8	1645	40	20	1,3	0,405
9	1729	40	20	1,5	0,463
10	1465	40	20	2	0,607
11	1466	40	20	3	0,878
12	1559	40	25	2	0,661
13	1467	40	30	2	0,716
14	1560	40	30	3	1,041
15	1215	50	15	2	0,661
16	1216	50	25	2	0,77
17	1561	50	25	3	1,122
18	1166	50	20	2	0,716
19	1282	50	20	3	1,041
20	1646	50	30	2	0,824
21	1468	50	30	3	1,204
22	1309	50	40	2	0,933
23	1566	50	40	3	1,366
24	1469	60	20	2	0,824
25	1217	60	20	3	1,204
26	1470	60	30	2	0,933
27	1471	60	30	3	1,366
28	1609	60	40	1,5	0,789
29	1649	60	40	2	1,041
30	1472	60	40	3	1,529
31	1473	60	40	4	1,995
32	1310	60	50	3	1,692
33	1218	70	20	2	0,933
34	1567	70	40	3	1,692
35	1474	80	20	2	1,041
36	1126	80	30	2	1,149
37	1562	80	30	3	1,692
38	1602	80	40	1,6	1,013
39	1475	80	40	2	1,258

## DİKDÖRTGEN KUTU PROFİLLER (RECTANGULAR TUBE PROFILES)



No	Kalıp Kodu (Mold No)	Profil Ölçüler (Profile Dimensions)			Ağırlık (Weight) (kg/m)
		A (mm)	B (mm)	C (mm)	
40	1476	80	40	3	1,854
41	1477	80	40	4	2,429
42	1572	80	50	2	1,366
43	1573	80	50	3	2,017
44	1574	80	50	4	2,646
45	1478	80	60	3	2,18
46	1479	80	60	4	2,863
47	1549	80	60	6	4,813
48	1480	100	20	2	1,258
49	1219	100	25	2	1,312
50	1564	100	30	2	1,366
51	1563	100	30	3	2,017
52	1568	100	40	2	1,475
53	1220	100	40	3	2,18
54	1569	100	40	4	2,863
55	1481	100	50	2	1,583
56	1482	100	50	3	2,342
57	1483	100	50	4	3,08
58	1484	100	50	5	3,795
59	1576	100	60	3	2,505
60	1577	100	60	4	3,297
61	1579	100	80	3	2,83
62	1580	100	80	4	3,73
63	1485	120	20	2	1,475
64	1565	120	30	2	1,583
65	1586	120	30	3	2,342
66	1570	120	40	2	1,692
67	1571	120	40	4	3,297
68	1221	120	50	3	2,668
69	1222	120	50	4	3,514
70	1486	120	60	3	2,83
71	1487	120	60	4	3,73
72	1223	120	80	3	3,156
73	1581	120	80	4	4,598
74	1311	140	40	4	3,73
75	1578	140	60	4	4,164
76	1224	140	80	4	4,598

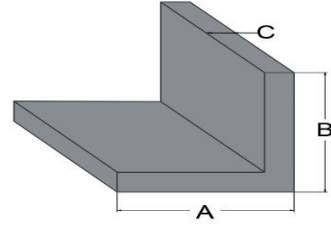
**DİKDÖRTGEN KUTU PROFİLLER**  
**(RECTANGULAR TUBE PROFILES)**



No	Kalıp Kodu (Mold No)	Profil Ölçüleri (Profile Dimensions)			Ağırlık (Weight) (kg/m)
		A (mm)	B (mm)	C (mm)	
77	1557	150	20	2	1,8
78	1587	150	40	4	3,947
79	1488	150	50	2	2,125
80	1225	150	50	3	3,156
81	1489	150	50	4	4,164
82	1312	150	50	5	5,151
83	1582	150	80	4	4,815
84	1490	150	100	3	3,969
85	1491	150	100	4	5,248
86	1492	160	80	4	5,032
87	1313	180	40	4	4,598
88	1724	180	60	4	5,032
89	1314	180	80	4	5,465
90	1725	200	40	3	3,806
91	1493	200	50	4	5,248
92	1583	200	80	4	5,899
93	1494	200	100	4	6,333

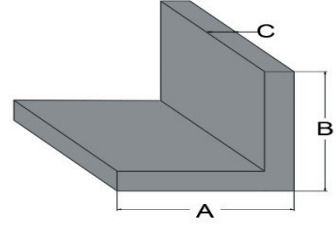


## İKİZKENAR KÖŞEBENT PROFİLLER (ISOSCELES ANGLE PROFILES)



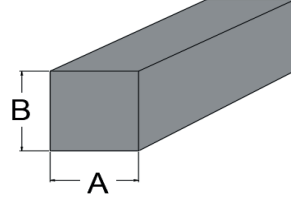
No	Kalıp Kodu (Mold No)	Profil Ölçüler (Profile Dimensions)			Ağırlık (Weight) (kg/m)
		A (mm)	B (mm)	C (mm)	
1	1702	10	10	2	0,271
2	1194	15	15	2	0,152
3	2052	20	20	1,2	0,126
4	1332	20	20	2	0,206
5	1333	20	20	3	0,301
6	1334	25	25	2	0,26
7	1335	25	25	3	0,382
8	1703	25	25	4	0,499
9	1822	30	30	1	0,16
10	1148	30	30	2	0,314
11	1336	30	30	3	0,464
12	1195	30	30	4	0,607
13	1600	30	30	5	0,746
14	1196	35	35	2	0,369
15	1601	35	35	3	0,545
16	1150	40	40	2	0,423
17	1337	40	40	3	0,626
18	1338	40	40	4	0,824
19	1339	40	40	5	1,017
20	1340	45	45	2	0,477
21	1704	45	45	5	1,152
22	1341	50	50	2	0,531
23	1197	50	50	3	0,789
24	1342	50	50	4	1,041
25	1343	50	50	5	1,288
26	1603	50	50	6	1,529
27	1604	50	50	8	1,995
28	1705	50	50	10	2,44
29	1344	60	60	2	0,64
30	1345	60	60	3	0,952
31	1346	60	60	4	1,258
32	1347	60	60	5	1,559
33	1348	60	60	6	1,854
34	1605	60	60	8	2,429
35	1606	60	60	10	2,982
36	1278	80	80	3	1,277
37	1198	80	80	5	2,101
38	1199	80	80	8	3,297
39	1706	80	80	10	4,067

## İKİZKENAR KÖŞEBENT PROFİLLER (ISOSCELES ANGLE PROFILES)



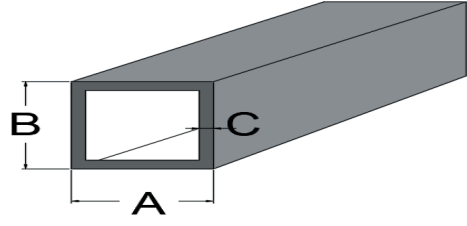
No	Kalıp Kodu (Mold No)	Profil Ölçüleri (Profile Dimensions)			Ağırlık (Weight) (kg/m)
		A (mm)	B (mm)	C (mm)	
40	1707	90	90	10	4,609
41	1349	100	100	10	5,151
42	1283	100	100	3	1,602
43	1284	100	100	4	2,125
44	1285	100	100	5	2,643
45	1286	100	100	6	3,156
46	1287	100	100	8	4,164

## KARE ÇUBUK PROFİLLERİ (SQUARE BAR PROFILES)



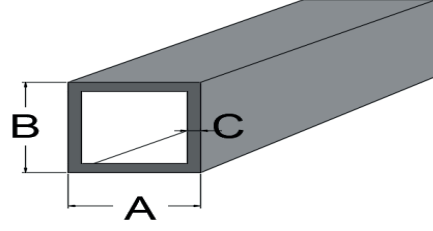
No	Kalıp Kodu (Mold No)	Profil Ölçüler (Profile Dimensions)		Ağırlık (Weight) (kg/m)
		A (mm)	A (mm)	
1	1701	8	8	0,174
2	1386	10	10	0,271
3	1387	15	15	0,61
4	1188	20	20	1,084
5	1391	25	25	1,694
6	1189	30	30	2,44
7	1190	40	40	4,338
8	1418	50	50	6,778
9	1424	60	60	9,76

## KARE KUTU PROFİLLER (SQUARE TUBE PROFILES)



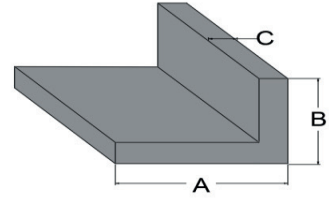
No	Kalıp Kodu (Mold No)	Profil Ölçüler (Profile Dimensions)			Ağırlık (Weight) (kg/m)
		A (mm)	B (mm)	C (mm)	
1	1722	15	15	1	0,152
2	1535	15	15	1,5	0,22
3	1536	15	15	2	0,282
5	1163	20	20	1,5	0,301
6	1444	20	20	2	0,39
7	1308	20	20	3	0,553
8	2066	25	25	1,2	0,31
9	1537	25	25	1,5	0,382
10	1445	25	25	2	0,499
11	1538	25	25	3	0,716
12	1400	30	25	2	0,553
13	2065	30	30	1,5	0,464
14	1446	30	30	2	0,607
15	1447	30	30	3	0,878
16	1539	30	30	4	1,128
17	1448	35	35	2	0,716
18	1540	35	35	3	1,041
19	1644	40	40	1,3	0,546
20	1165	40	40	2	0,824
21	1449	40	40	3	1,204
22	1450	40	40	4	1,562
23	1542	40	40	5	1,898
24	1543	45	45	2	0,933
25	1648	50	50	2	1,041
26	1212	50	50	3	1,529
27	1451	50	50	4	1,995
28	1452	50	50	5	2,44
29	1453	60	60	2	1,258
30	1454	60	60	3	1,854
31	1455	60	60	4	2,429
32	1544	60	60	5	2,982
33	1545	70	70	2	1,475
34	1546	70	70	3	2,18
35	1456	70	70	4	2,863
36	1547	80	80	2	1,692
37	1457	80	80	3	2,505
38	1213	80	80	4	3,296
39	1548	80	80	5	4,067
40	1549	80	80	6	4,815

## KARE KUTU PROFİLLER (SQUARE TUBE PROFILES)



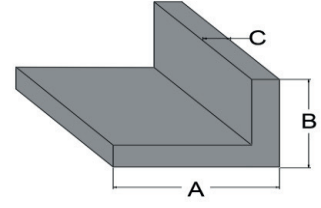
No	Kalıp Kodu (Mold No)	Profil Ölçüler (Profile Dimensions)			Ağırlık (Weight) (kg/m)
		A (mm)	B (mm)	C (mm)	
41	1280	90	90	4	3,73
42	1595	99	99	2	2,104
43	1214	100	100	2	2,125
44	1458	100	100	3	3,156
45	1459	100	100	4	4,164
46	1460	100	100	5	5,151
47	1550	100	100	10	9,76
48	1551	120	120	2,5	3,185
49	1461	120	120	4	5,032
50	1552	120	120	5	6,235
51	1754	150	150	2	3,21
52	1462	150	150	3	4,782
53	1463	150	150	5	7,862
54	1724	180	60	4	5,032
55	1725	200	40	3	3,809

## KENARLARI EŐİT OLMAYAN KÖŐEBENT PROFİLLER (UNEQUAL ANGLE PROFILES)



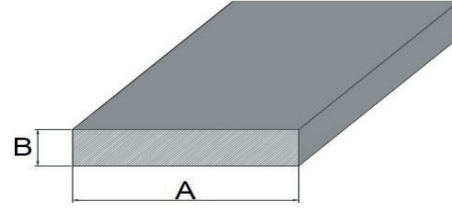
No	Kalıp Kodu (Mold No)	Profil Ölçüler (Profile Dimensions)			Ağırlık (Weight) (kg/m)
		A (mm)	B (mm)	C (mm)	
1	1591	20	10	2	0,152
2	1590	20	15	2	0,179
3	1607	25	20	2	0,152
4	1592	30	10	2	0,136
5	1200	30	15	2	0,233
6	1142	30	20	2	0,26
7	2068	30	18	1,2	0,152
8	1351	30	20	3	0,382
9	1143	40	10	2	0,26
10	2055	40	20	1,1	0,18
11	122	40	20	2	0,314
12	1352	40	20	3	0,464
13	1353	40	30	2	0,369
14	1354	40	30	3	0,545
15	1267	50	20	2	0,369
16	1608	50	20	3	0,545
17	1202	50	30	2	0,423
18	1355	50	30	3	0,626
19	1356	50	30	5	1,017
20	1734	50	80	3	1,032
21	1735	50	160	3	1,683
22	1357	60	20	2	0,423
23	1613	60	20	3	0,626
24	1359	60	30	2	0,477
25	1360	60	30	3	0,708
26	1361	60	40	2	0,531
27	1362	60	40	3	0,789
28	1363	60	40	4	1,041
29	1364	60	40	5	1,288
30	2070	70	18	1,2	0,282
31	1269	70	20	2	0,477
32	1365	80	20	2	0,531
33	1203	80	30	3	0,87
34	1366	80	40	2	0,64
35	1367	80	40	3	0,952
36	1368	80	40	4	1,258
37	1304	80	40	5	1,559
38	1369	80	40	6	1,854
39	1370	80	50	5	1,694

## KENARLARI EŐİT OLMAYAN KÖŐEBENT PROFİLLER (UNEQUAL ANGLE PROFILES)



No	Kalıp Kodu (Mold No)	Profil Ölçüleri (Profile Dimensions)			Ağırlık (Weight) (kg/m)
		A (mm)	B (mm)	C (mm)	
40	1371	1371	20	2	0,64
41	1614	1614	30	3	1,033
42	1615	1615	40	3	1,114
43	1616	1616	40	4	1,475
44	1204	1204	50	3	1,195
45	1372	1372	50	5	1,965
46	1373	1373	50	6	2,342
47	1617	1617	50	8	3,08
48	1374	1374	50	10	3,795
49	1375	1375	60	6	2,505
50	1376	1376	50	5	2,237
51	1377	1377	60	6	2,83
52	1378	1378	60	8	3,73
53	1379	1379	80	8	4,164
54	1380	1380	80	10	5,151
55	1618	1618	30	3	1,277
56	1381	1381	50	4	2,125
57	1619	1619	50	5	2,643
58	1383	1383	75	8	4,706
59	1305	1305	100	5	3,321
60	1384	1384	100	10	6,506
61	1385	1385	100	10	7,862

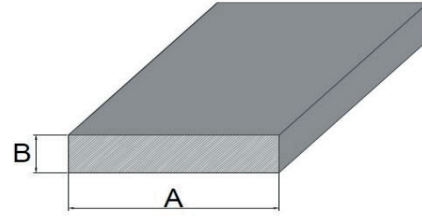
## LAMA PROFİLLERİ (FLAT BAR PROFILES)



No	Kalıp Kodu (Mold No)	Profil Ölçüler (Profile Dimensions)		Ağırlık (Weight) (kg/m)
		A (mm)	B (mm)	
1	1630	20	2	0,108
2	1388	20	3	0,163
3	1631	20	4	0,217
4	1270	20	5	0,271
5	1632	20	8	0,434
6	1389	20	10	0,542
7	1633	20	15	0,813
8	1593	25	3	0,203
9	1390	25	5	0,339
10	1634	25	8	0,542
11	1635	25	15	1,017
12	1405	30	2	0,163
13	1392	30	3	0,244
14	1636	30	4	0,325
15	1393	30	5	0,407
16	1637	30	6	0,488
17	1394	30	8	0,651
18	1395	30	10	0,813
19	1594	30	12	0,976
20	1275	30	15	1,22
21	1276	30	20	1,627
22	1638	35	20	2,44
23	1407	40	2	0,217
24	1266	40	3	0,325
25	1396	40	4	0,434
26	1397	40	5	0,542
27	1255	40	6	0,65
28	1398	40	8	0,868
29	1399	40	10	1,084
30	1639	40	12	1,301
31	1409	40	15	1,627
32	1410	40	20	2,169
33	1640	40	25	2,711
34	1641	40	30	3,253
35	1408	50	2	0,271
36	1114	50	3	0,407
37	1411	50	4	0,542
38	1412	50	5	0,678
39	1413	50	6	0,813

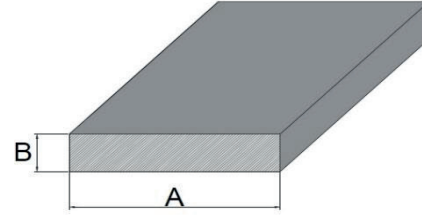


## LAMA PROFİLLERİ (FLAT BAR PROFILES)



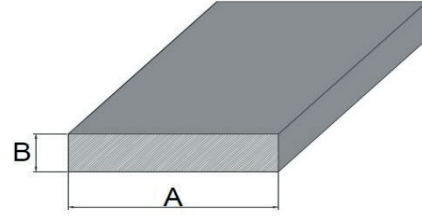
No	Kalıp Kodu (Mold No)	Profil Ölçüler (Profile Dimensions)		Ağırlık (Weight) (kg/m)
		A (mm)	B (mm)	
40	1414	50	8	1,084
41	1415	50	10	1,356
42	1655	50	12	1,627
43	1416	50	15	2,033
44	1417	50	20	2,711
45	1656	50	25	3,389
46	1657	50	30	4,067
47	1658	50	40	5,422
48	1588	60	2	0,325
49	1118	60	3	0,488
50	1419	60	4	0,651
51	1191	60	5	0,813
52	1420	60	6	0,976
53	1421	60	8	1,301
54	1256	60	10	1,63
55	1254	60	12	1,95
56	1422	60	15	2,44
57	1423	60	20	3,253
58	1659	60	25	4,067
59	1660	60	30	4,88
60	1277	60	40	6,506
61	1683	70	3	0,57
62	1598	70	4	0,759
63	1265	70	5	0,949
64	1627	70	6	1,139
65	1264	70	8	1,518
66	1289	70	10	1,898
67	1253	70	12	2,277
68	1723	70	15	2,846
69	1661	70	20	3,795
70	1662	70	25	4,744
71	1663	70	30	5,693
72	1664	70	40	7,591
73	1251	80	2	0,434
74	1665	80	3	0,203
75	1666	80	4	0,868
76	1263	80	5	1,084
77	1667	80	6	1,301

## LAMA PROFİLLERİ (FLAT BAR PROFILES)



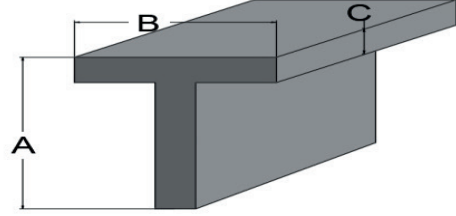
No	Kalıp Kodu (Mold No)	Profil Ölçüler (Profile Dimensions)		Ağırlık (Weight) (kg/m)
		A (mm)	B (mm)	
78	1262	80	8	1,735
79	1261	80	10	2,169
80	1252	80	12	2,6
81	1432	80	15	3,253
82	1433	80	20	4,338
83	1668	80	25	5,422
84	1669	80	30	6,506
85	1300	80	40	8,675
86	1731	90	16	3,902
87	1670	100	3	0,813
88	1671	100	4	1,084
89	1192	100	5	1,355
90	1301	100	6	1,627
91	1434	100	8	2,169
92	1193	100	10	2,711
93	1672	100	12	3,253
94	1435	100	15	4,067
95	1436	100	20	5,422
96	1673	100	25	6,778
97	1674	100	30	8,133
98	1675	100	40	10,844
99	1437	120	5	1,627
100	1676	120	8	2,603
101	1438	120	10	3,253
102	1677	120	15	4,88
103	1439	120	20	6,506
104	1728	140	15	5,693
105	1440	150	5	2,033
106	1678	150	8	3,253
107	1441	150	10	4,067
108	1679	150	12	4,88
109	1302	150	15	6,1
110	1680	150	20	8,133
111	1303	200	5	2,711
112	1681	200	8	4,338
113	1442	200	10	5,422
114	1682	200	15	8,133
115	1443	250	10	6,778
116	1728	140	15	5,693

**LAMA PROFİLLERİ**  
**(FLAT BAR PROFILES)**



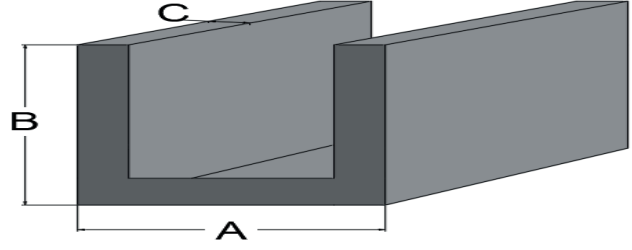
No	Kalıp Kodu (Mold No)	Profil Ölçüler (Profile Dimensions)		Ağırlık (Weight) (kg/m)
		A (mm)	B (mm)	
117	1683	70	3	0,57
118	1723	70	15	2,846

## T PROFİLLER (T PROFILES)



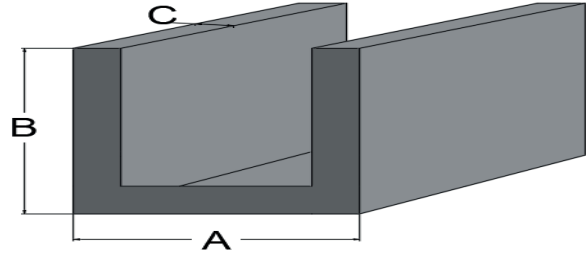
No	Kalıp Kodu (Mold No)	Profil Ölçüler (Profile Dimensions)			Ağırlık (Weight) (kg/m)
		A (mm)	B (mm)	C (mm)	
1	1623	30	30	2	0,31
2	1624	30	30	3	0,49
3	1625	35	35	3	0,55
4	1206	40	40	3	0,63
5	1495	40	40	4	0,82
6	1497	50	50	5	1,29
7	2067	52	100	2	0,81
8	1626	60	60	4	1,25
9	1733	80	50	2	0,68

## U PROFİLLER (U PROFILES)



No	Kalıp Kodu (Mold No)	Profil Ölçüler (Profile Dimensions)			Ağırlık (Weight) (kg/m)
		A (mm)	B (mm)	C (mm)	
1	1501	15	15	2	0,222
2	1502	20	20	2	0,304
3	1503	30	20	2	0,412
4	1504	40	20	2	0,521
5	1589	23	23	1,5	0,268
6	1505	25	25	2	0,385
7	1506	25	25	3	0,561
8	1507	20	30	2	0,358
9	1508	30	30	2	0,466
10	1260	30	30	3	0,683
11	1509	35	35	2	0,548
12	1510	35	35	3	0,805
13	1511	20	40	2	0,412
14	1620	20	40	3	0,602
15	1512	30	40	3	0,765
16	1100	40	40	2	0,629
17	1513	40	40	3	0,927
18	1514	40	40	4	1,215
19	1515	20	50	2	0,466
20	1516	30	50	3	0,846
21	1517	30	50	4	1,106
22	1518	40	50	4	1,323
23	1519	50	50	3	1,171
24	1520	50	50	4	1,54
25	1521	50	50	5	1,898
26	1522	30	60	3	0,927
27	1523	40	60	3	1,09
28	1524	40	60	4	1,431
29	1525	40	60	5	1,762
30	1526	60	60	3	1,415
31	1527	60	60	4	1,865
32	1528	60	60	5	2,304
33	1529	30	80	3	1,09
34	1530	40	80	3	1,252
35	1531	40	80	4	1,648
36	1532	50	80	5	2,304
37	1621	40	100	3	1,415
38	1622	50	100	3	1,578
39	1205	50	100	5	2,575

## U PROFİLLER (U PROFILES)



No	Kalıp Kodu (Mold No)	Profil Ölçüleri (Profile Dimensions)			Ağırlık (Weight) (kg/m)
		A (mm)	B (mm)	C (mm)	
40	1279	55	65	2,5	1,152
41	1597	60	112	4	2,862
42	1726	60	140	7	4,668