



INCA GLOBAL

Solar Mounting Systems
Aluminium Catalog



EMAIL

info@incaglobal.com.tr



TELEPHONE

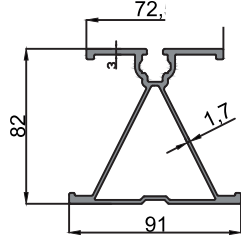
+90 535 977 84 91



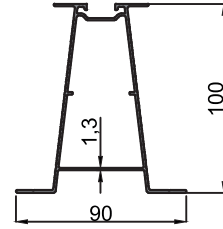
WEBSITE

www.incaglobal.com.tr

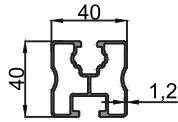
- 35-5312
- Solar Enerji Ray Profili / Solar Energy Rail Profile
- 2.208 kg/m



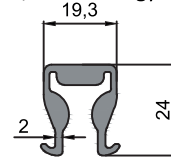
- 35-5359
- Solar Enerji Ray Profili / Solar Energy Rail Profile
- 1.310 kg/m



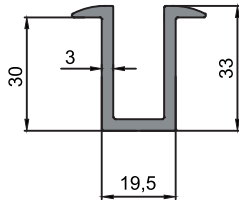
- 35-5303
- Solar Enerji Ray Profili / Solar Energy Rail Profile
- 0.812 kg/m



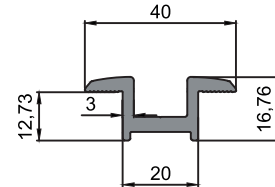
- 35-5360
- Solar Enerji Bağlantı Profili / Solar Energy Connection Profile
- 0.614 kg/m



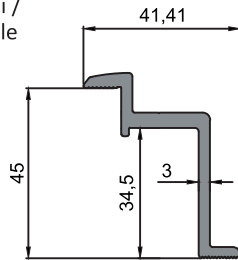
- 35-5309
- Solar Enerji Orta Bağlantı Profili / Solar Energy Middle Connection Profile
- 0.743 kg/m



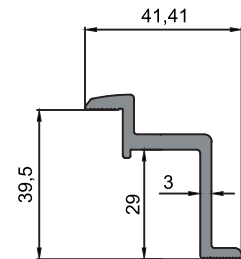
- 35-5361
- Solar Enerji Orta Bağlantı Profili / Solar Energy Middle Connection Profile
- 0.576 kg/m



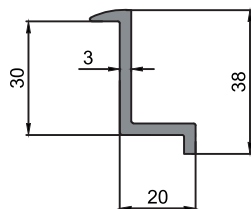
- 35-5362
- Solar Enerji Bitiş Profili / Solar Energy End Profile
- 0.770 kg/m



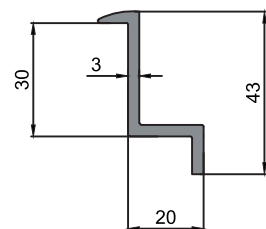
- 35-5363
- Solar Enerji Bitiş Profili / Solar Energy End Profile
- 0.725 kg/m



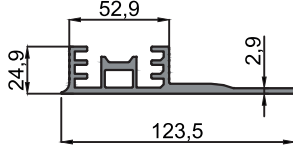
- 35-5310
- Solar Enerji Bitiş Profili / Solar Energy End Profile
- 0.494 kg/m



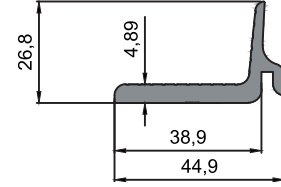
- 35-5311
- Solar Enerji Bitiş Profili / Solar Energy End Profile
- 0.535 kg/m



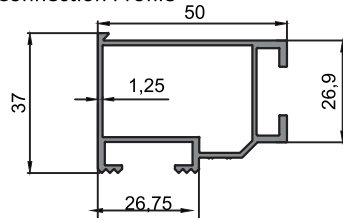
- 35-5368
- Kiremit Çatı Ray Profili/Tile Roof Rail Profile
- 2.174 kg/m



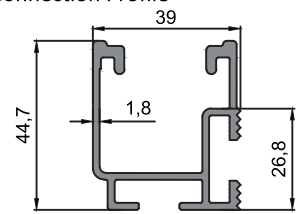
- 35-5367
- Kiremit Çatı Kelepçe Profili/
Tile Roof Clamp Profile
- 0.760 kg/m



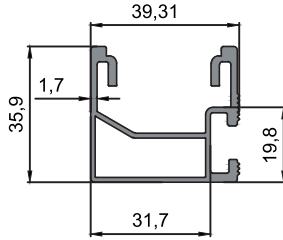
- Kiremit Çatı Panel Bağlantı Profili /
Tile Roof Panel Connection Profile
- 0.710 kg/m



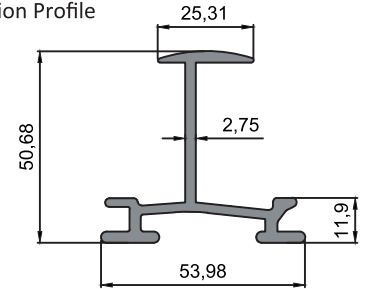
- Kiremit Çatı Panel Bağlantı Profili /
Tile Roof Panel Connection Profile
- 0.956 kg/m



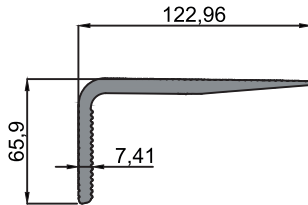
- 35-5385
- Kiremit Çatı Panel Bağlantı Profili/
Tile Roof Panel Connection Profile
- 0.767 kg/m



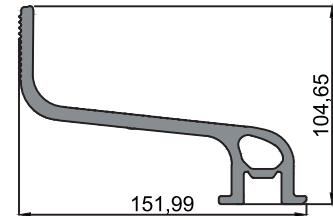
- 35-5384
- Kiremit Çatı Bağlantı Profili/
Tile Roof Connection Profile
- 1.084 kg/m



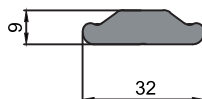
- 35-5365
- Kiremit Çatı Üst Kasa Profili/
Tile Roof Top Frame Profile
- 3.131 kg/m



- 35-5366
- Kiremit Çatı Alt Kasa Profili /
Tile Roof Bottom Frame Profile
- 5.041 kg/m



- 35-5364
- Kiremit Çatı İç Bağlantı Profili/
Tile Roof Internal Connection Profile
- 0.623 kg/m



- 35-5355
- Kiremit Çatı Kancası Profili/
Tile Roof Hook Profile
- 1.078 kg/m

